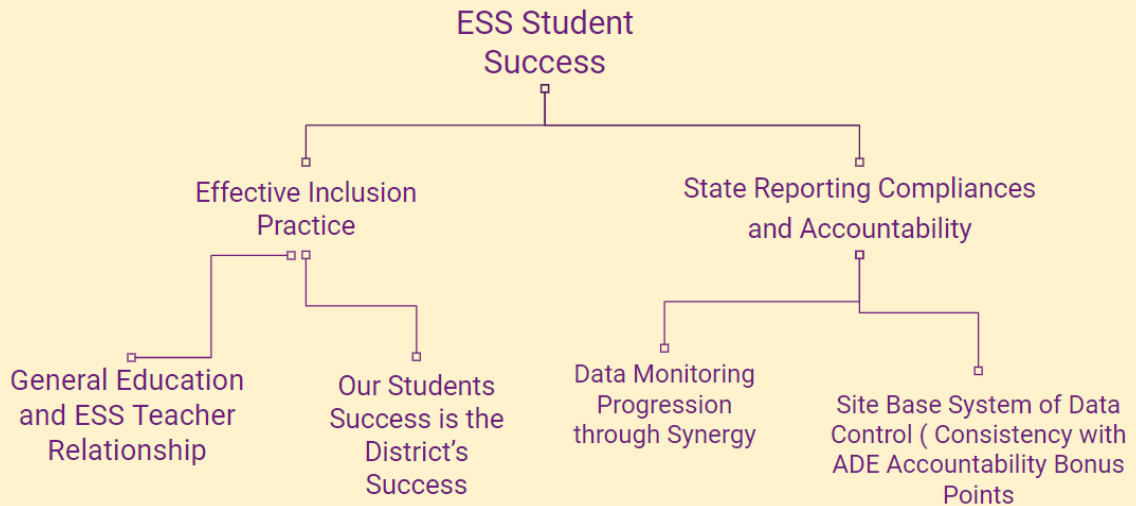


# Baboquivari Unified School District ESS Director, Data Management Report



February 14, 2023  
January 2023 Highlights

## 2022-2023 BUSD Exceptional Students



**ESS Culture and Climate  
January Himdag Award Nomination**

**Indian Oasis Middle/High School AND Baboquivari  
Middle/High Staff**

**(Mr. Frago/ Mrs. Armenta/ Mrs. Garcia/ Mr. Alvarez/ Principal Fox/ Ms. Lafferty)**

+

**(Mrs. Ochoa/ Principal Suydam/ Ms. Haley)**


Throughout the last 5 weeks of Semester 2 of SY 2022-2023; Indian Oasis Middle/High School and Baboquivari Middle/High School have established a great ESS enrollment process and efficient placement of ESS students as enrollment documentation is provided. Teachers, and staff contribute to providing student education through processes that entail the use of synergy/google classrooms and other educational platforms that meet student's individual needs.

Congratulations and keep up the process of student individualized educational needs through your educational platform! I appreciate your hard work and commitment.


***Baboquivari Unified School District Representing ESS  
Programs State-Wide!***

**Application of Best Practices with SDI and LRE**

Thank you Ms. Susan, Ms. Gambrell, Ms. Lacy, Ms. Begay and Ms. Cupis, Mrs. Rodriguez and Indian Oasis Primary Team for your collaboration towards ESS Specialized Design Instruction and the use of our ADE (Arizona Department of Education) Assistive Manipulatives Loan Library Partnerships. The manipulatives at hand resonate great success during applications of specialized design instruction.



Thank you ESS Intermediate Campus ( Mr. Kenton/ Mrs. Janece/ Ms. Johnson/ Mrs. Vasquez/ Physical Education Team ) for your great partnership relationship building and active activities during student's Physical Education class. Fun and mobility!



***T.O Nation's Special Services and BUSD ESS Dept Collaboration***  
**ESS Compliance and Accountability Information**

**Meeting Dates:**  
**January 13, 2022**

**We have commenced our collaboration in regards to ESS Services  
and In Person Services across the nation!**

- Referral System \* Bridge communication between BUSD and T.O Nation's Special Services
- In Person Services and Interventions Logistics ( We are currently serving interventions and specials services for 16 students ages 3-5)
- Parental Training in areas of Special Education Parental Rights
- Growth Mindset on Referral System and Service Log Systems + Related Services Logistics of Services
- Meeting collaborations with Head Start Coordinators and T.O Nation in regards to Screening Procedures and Transitional Programs for 3-5 yrs old kiddos.

**Upcoming Collaborative Meetings:**  
**February 10, 2022**  
**March 13, 2023**

***Baboquivari Unified School District***  
***Synergy SE: Documents to meet our Needs***

Essential Element: Application of Best Practices with SDI and LRE

ESS Compliance and Accountability Information  
( *Best Practice Support for ESS Personnel* )

Through Synergy SE we have established documentation that relates to BUSD Needs. Please see the documents we have established within our Miscellaneous Template Documents

- Functional Behavior Assessment

- Medical Certification/ Physician's Statement Chronic and Acute Problems
- Behavior Intervention Plan
- Transportation Request
- Conference Summary
- Classroom Observations
- IEP At a Glance
- Googly Sync through Google Classroom
- Synergy SE Caseload Portfolio
- Sells Hospital: Medical Documentation Disclosure Template
- [ESS Summer Program \(Initiative\)](#)

## **Baboquivari Unified School District ESS Updated Best Practices:**

Below are some of the areas we have provided our ESS Teachers in regards to Best Practices: Please see below at links with their details information:

- [IDEA + BUSD: Best Practices Handbooks SY 2022-2023](#)
- [SY 2022-2023 BUSD + IDEA+ ADE FAQ Hot Topics Distributed](#)
- [Action Tips to Support ESS Students](#)
- [PFLAAP Data Rubric for IEP/MET](#)
- [SY 2022-2023 ESS PD Calendar](#)
- [2022-2023 ESS Progress Report Template](#)
- [2022-2023 Quarter 2 BUSD ESS Transition Program Action Plan](#)
- [IEP Agenda Template and Facilitation](#)

## ***ESS (Exceptional Student Services ) Website Upgrades***

Link to our Site: [Exceptional Student Services BUSD Page](#)

## **ESS Parental Resources Upgrades:**

- ADE Special Education Resources for Parents and Families
- BUSD Transition
- Parent Institute 2022
- Procedural Safeguard Notices
- Sonoran UCEDD Disability Organizations & Agencies

- Sonoran UCEDD Diverse & Rural Communities
- Sonoran UCEDD News
- Sonoran UCEDD Professional Development Training
- South West Autism Research and Resource Center
- Strategies to Grow Ability Series
- Tohono O'odham Nation Special Services Program
- MSAA Assessment Parent Guide

## ESS and Data State Reporting Implementation

Essential Element: ESS Bonus Points for Special Education under Site Accountability and Grade Monitoring of ESS Population

**Primary: 36 (+2) ESS Students / 348 General Ed. Students = 10.9%**

**\*PK Students ( ESS Student Count)**

**\*\*T.O. Nation (2 students) entity is only used for internal data collection in regards to the Synergy SE platform for IEP and MET. We do not report student count on this entity.**

**Intermediate: 31 ESS Students/ 253 General Ed. Students = 12.2%**

**BMS: 16 ESS Students / 124 General Ed. Students = 12.9%**

**BHS: 56 ESS Students / 259 General Ed. Students = 21.6%**

**Indian Oasis Middle: 3 ESS Students/ 23 General Ed. Students: 13%**

**Indian Oasis High: 11 ESS Students/ 83 General Ed. Students: 13.2%**

**\*\*\*District Data: 155 ESS Student Pop./ 1,092 Student Count= 14%**

**\* The total includes PK students as well.**

**\*\*Statewide ESS Population Average: 15%**

## ESS and Data State Reporting Implementation (Gifted Program)

Essential Element: ESS Bonus Points for Special Education under Site Accountability and Grade

Monitoring of ESS Population

***Timeline: as of 07/28/2022-01/30/2023***

School Site	07/28/2022 to 12/22/2022	Student Population	Rate
-------------	--------------------------	--------------------	------

<i>Indian Oasis Primary</i>	348	4	1.1%
<i>Indian Oasis Intermediate</i>	253	18	7.1%
<i>Baboquivari Middle</i>	124	13	10.4%
<i>Baboquivari High</i>	259	0	NA
<i>Indian Oasis Middle</i>	23	0	0
<i>Indian Oasis High</i>	83	0	0
<i>BUSD</i>	1092	35	3.2%

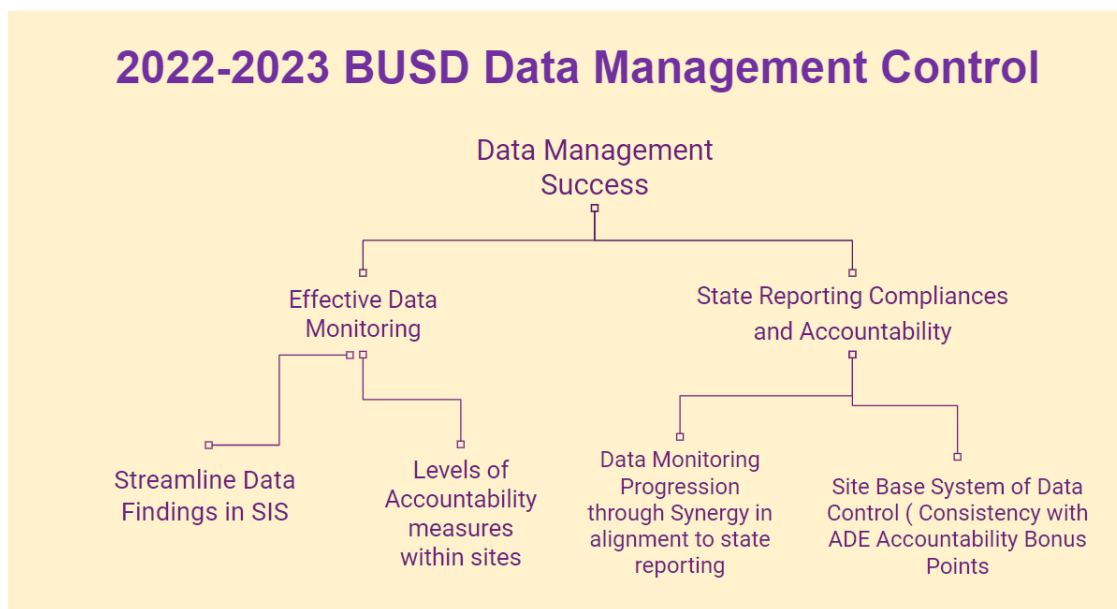
\*T.O. Nation ( 2 students) entity is only used for internal data collection in regards to the Synergy SE platform for IEP and MET. We do not report student count on this entity.

**ESS Department Priorities**  
 Department priorities aligned with the District's Goals

1- Inclusion Practices with an alignment of General Education Resources

A: Peer to Peer Classroom Observation within other districts

B: Site Base ESS PD in alignment with Inclusive Specialized Design Instruction Practices



**Essential Element: State Reporting Implementation and Data Control of Integrity Errors**

**Summary Report**  
**Integrity Error Data Control as of 07/28/2022- 01/27/2023**

School Site	Special Education	Accountability/ ADM/Support Program
<i>Indian Oasis Primary</i>	0	1
<i>Indian Oasis Intermediate</i>	0	1
<i>Baboquivari Middle</i>	0	0
<i>Baboquivari High</i>	0	0
<i>Indian Oasis Middle</i>	0	0
<i>Indian Oasis High</i>	0	0

**Synergy Data Quality Control Initiatives:**  
**What's Next:**

- 1- Clean Up any conversion gap data from Infinite Campus to Synergy by February 15, 2023. \* Integrity Errors fixtures within 48 hours. **(OM Teams are doing great on this item!)**
- 2- Continuance of OM Meetings for Online Registration Support in areas of better quality of data for Annual Daily Membership and Accountability Data
- 3- Ensure ADM/Accountability data is aligned with ADE Data Validation
- 4-Attendance System of Accountability and alignment with School wide Calendar and Teacher Access Support.
- 5- Calendar Bell Schedule Needs due to sites special days modified schedule
- 6- Set up initiatives for SY 2023-2024 Calendar Year **(Completed)**
- 7- Initiate Process of SY 2023-2024 Roll- Over in order to start setting up data findings on Student Projected Counts. **(Completed)**
- 8- SPED and Program Needs Data Collection \* Accuracy with Statewide Reporting Data **(Completed)**



Essential Element: State Reporting Implementation and Data Control of Integrity  
Errors

**BUSD Site Base  
(Attendance Rates) ( Month: January)**

*Timeline: 01/09/2023- 01/27/2023*

School Site	January 2023
<u><a href="#">Indian Oasis Primary</a></u>	87.15%
<u><a href="#">Indian Oasis Intermediate</a></u>	91.50%
<u><a href="#">Baboquivari Middle</a></u>	86.44%
<u><a href="#">Baboquivari High</a></u>	85.45%
<u><a href="#">Indian Oasis Middle</a></u>	82.17%
<u><a href="#">Indian Oasis High</a></u>	62.37%
<u><a href="#">BUSD</a></u>	85.87%

***SY 2022-2023 Student Count at BUSD***

**SY 2023 January Data**

\*SY 2022-2023 data only relates to active students within the year's count.

\*T.O. Nation entity is only used for internal data collection in regards to the Synergy SE platform for IEP and MET. We do not report student count on this entity.

<b><i>School Site</i></b>	<b><i>SY 2022 December</i></b>
Indian Oasis Primary	348 Student Count
Indian Oasis Intermediate	253 Student Count
Baboquivari Middle	124 Student Count
Baboquivari High	259 Student Count
Indian Oasis Middle	23 Student Count

Indian Oasis High	83 Student Count
-------------------	------------------

<b>District Data</b>	<a href="#"><u>SY 2023: January</u></a>
Data	1092 Student Count

**(Homeless/McKinney Vento Data )**

January Data

*Timeline: as of 07/28/2023- 01/19/2023*

<b>School Site</b>	<b>Student Count</b>	<b>Student Population (McKinney Vento)</b>	<b>Rate</b>
<i>Indian Oasis Primary</i>	348	79	22.7%
<i>Indian Oasis Intermediate</i>	253	65	26%
<i>Baboquivari Middle</i>	124	29	23%
<i>Baboquivari High</i>	259	46	16.5%
<i>Indian Oasis Middle</i>	23	7	30%
<i>Indian Oasis High</i>	83	18	19%

<i>BUSD</i>	1092	244	22%
-------------	------	-----	-----

\*T.O. Nation ( 2 students) entity is only used for internal data collection in regards to the Synergy SE platform for IEP and MET. We do not report student count on this entity.

Data Management Department Priorities Department priorities aligned with the District's Goals
--

1- Streamline Practices of Data in order to ensure quick access to student informational systems as well as data control efficiency within internal data findings.

A: Limit Access to Infinite Campus in order to ensure one data source (Synergy

B: Streamline Practices in regards to Student CUM Files within the Synergy Framework of data. (Digitize our system of information for students)