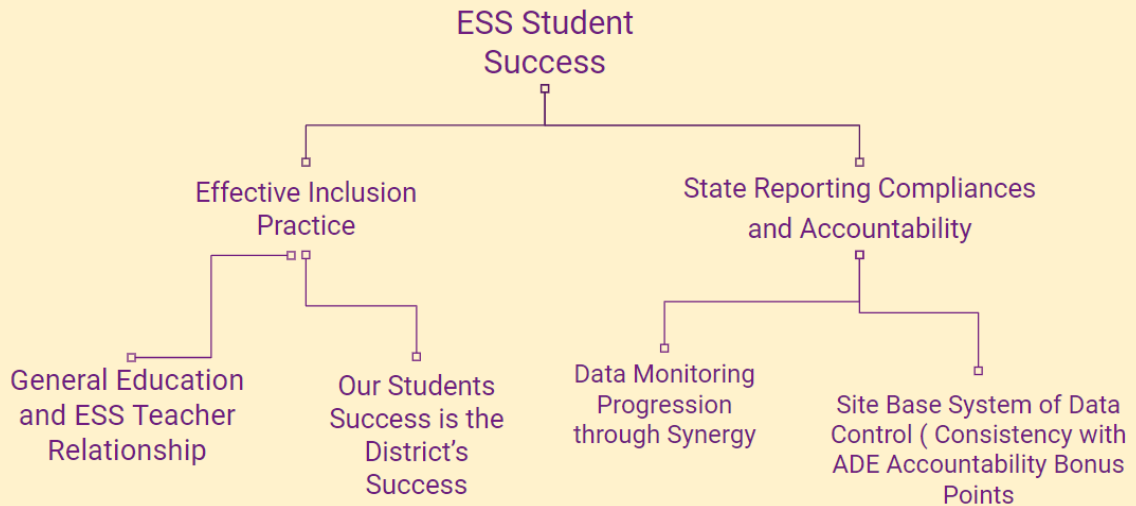


# Baboquivari Unified School District ESS Director, Data Management Report



March 8, 2023  
February 2023 Highlights

## 2022-2023 BUSD Exceptional Students



## **February Himdag Award Nomination**

**Essential Element: ESS Department Culture and Climate**


**Candidate #1: Dawn Gowin: ESS Gifted Program**

Mrs. Gowin has been instrumental in putting our ESS Gifted Program on the map at Pima County Superintendent's Office. Mrs. Gowin has participated in the Special Education Gifted Program Committee at Pima County Superintendent's Office throughout the year. Mrs. Gowin has also implemented state reported infrastructure through Synergy ( Student Informational Systems) in order to report our Gifted Program students in areas of language ( verbal and non verbal gifted categories). Thank you Ms. Gowin for your efforts and contributions toward BUSD'S Gifted Program.

## ***Baboquivari Unified School District Representing ESS Programs State-Wide!***

**Essential Element: Application of Best Practices with SDI and LRE**

Ms. Aurora and Ms. Gambrell working in small groups as well as assistive technology within services



District Collaboration \* Peer Classroom Visit with Tanque Verde Unified School District and Vail Unified School District



Main Points of Emphasis on Observations:

- Inclusive Practices within a different mindset
- Collaborative practices between ESS Personnel and General Education Personnel
- Frameworks of Specialized Design Instructions

***T.O Nation's Special Services and BUSD ESS Dept Collaboration***

**Essential Element: ESS Compliance and Accountability Information**

**Essential Element: Inclusive Practices ( Monthly Checkpoint Information)**

**Participants within the Monthly Checkpoint Information:**

Janent Antelo: T.O. Coordinator of Special Services (T.O Rep)

Clairee Escalante: T.O. Special Services Representative (T.O Rep)

Dr. Pettigrew: District Psychologist ( BUSD Rep)

Deedrick Martinez: ESS Director ( BUSD Rep)

Susan Brzozowski: ESS Resource Teacher ( BUSD Rep)

**Meeting Dates:**

February 17, 2023

**Purpose of Meeting for the Month of February**

- Student Services Updates ( Student Per Student Information)

- Student Screening Status based on our Memorandum of Understanding
- Attendance Intervention Team ( Assisting Parents with attendance to interventions or services within ESS )
- Implementation of IEP/MET and the use of Synergy SE Guidelines

**Next Meeting Date:**

March 3, 2023

## **ESS Inclusive Practices Mindset Statements Initiatives**

**Essential Element: ESS Department Culture and Climate**

**Special Thanks to Diane Kent+ ESS Personnel+ Site Admin+ District Officials for your enormous contributions to our current initiative processes on our Growth Mindset Statements**

### **2022-2023 BUSD Exceptional Students Our Growth Mindset Statements**



#### **Our Students**

Every BUSD Staff member has the privilege and responsibility of making a difference for every student. EVERY STUDENT IS OUR STUDENT!



#### **Meeting Students Needs ( S.A.S ) ( Serving All Students)**

We work hard to design supports that are as unique as the students who need them. The general education teacher and the special education teacher are a team.



#### **Life Skills Transitional Classrooms**

Our Life Skills Transitional Classrooms are full of purpose and direction. Students use these classrooms to learn and practice skills that lead to a happy, fulfilling and productive life.



#### **Transition Program( Y.E.S.) ( Youth Empowered to Succeed)**

Our Transition Program provides sustainable Work-Based Learning on campus/district in order to assist students in the development of their plan of life.

#### **Pre assumption of Student's Potential**

When we assume that students can learn and participate, we expand possibilities and open doors for growth.

#### **Student's Homebase**

The general education classroom is the child's first classroom. |

## **Baboquivari Unified School District ESS Updated Assistive Technology Best Practices**

**Essential Element: Application of Best Practices with SDI(Specialized Design Instruction and Least Restrictive Environment)**

We are currently implementing three initiatives within the Assistive Technology Best Practices Manipulatives on Process.

### **1- Noise Cancellation Headphones with Microphones**

**Purpose:** Students will be able to complete state base assessments and other summative and formative assessments through minimal noise cancellation as well as speaker processes that are aligned to student's devices and a quality of services for Specialized design instructions.



### **2-Partnership with ADE Short Term Library ([LINK](#))**

**Purpose:** Within ESS IDEA Grant Allocation; we are implementing a trial and narrative proposal before completing purchase of manipulatives for ESS Students. Through this process; it allows ESS Personnel to use manipulatives or applications with students in order to access efficiency in regards to specialized design instruction.

### **3- [Learning on Assistive Technology Best Practices](#)**

**Purpose:** As a team; the ESS Department is outsourcing different elements of strategies in order to best serve our ESS students and all of our students at BUSD in order to ensure quality services.

## ***ESS (Exceptional Student Services ) Website Upgrades***

Link to our Site: [Exceptional Student Services BUSD Page](#)  
**ESS Parental Resources Announcements**

### **Essential Elements: ESS Culture and Climate**

#### **Transition Action Plan**

Please read Baboquivari Unified School District's [transition action plan](#) for quarter one and quarter two of the 2022–2023 school year.

#### **Empowering Parents Through Collaboration Workshop**

The Empowering Parents Through Collaboration workshop will take place on January 31 through March 30. Parental involvement is a cornerstone of improving special education programs. This project aims to utilize a workshop-style intervention to bring parents and teachers together to create a specialized plan to support and develop parental involvement in individual school systems through guided application of methods for collaborative problem-solving. Please see our [Empowering Parents Through Collaboration flyer](#) and [Empowering Parents Through Collaboration application](#) for more information.

#### **ESS Parent Guide and Resources**

- [ADE Special Education Resources for Parents and Families](#)
- [BUSD Transition](#)
- [Parent Institute 2022](#)
- [Procedural Safeguard Notices](#)
- [Sonoran UCEDD Disability Organizations & Agencies](#)
- [Sonoran UCEDD Diverse & Rural Communities](#)
- [Sonoran UCEDD News](#)
- [Sonoran UCEDD Professional Development Training](#)
- [South West Autism Research and Resource Center](#)

- Strategies to Grow Ability Series
- Tohono O'odham Nation Special Services Program

## ESS and Data State Reporting Implementation

Essential Element: ESS Bonus Points for Special Education under Site Accountability and Grade

*Timeline: as of 02/1/2022-02/28/2023*

***Primary:* 37 (+7 T.O Special Services) ESS Students / 348 General Ed. Students = 12%**

***\*PK Students ( ESS Student Count)***

***\*\*T.O. Nation (7 students) entity is only used for internal data collection in regards to the Synergy SE platform for IEP and MET. We do not report student count on this entity.***

***Intermediate:* 30 ESS Students/ 255 General Ed. Students = 12%**

***BMS:* 16 ESS Students / 119 General Ed. Students = 13%**

***BHS:* 55 ESS Students / 250 General Ed. Students = 22%**

***Indian Oasis Middle:* 4 ESS Students/ 29 General Ed. Students: 14%**

***Indian Oasis High:* 11 ESS Students/ 81 General Ed. Students: 14%**

***\*\*\*District Data: 153 (+7 T.O Special Services= 160) ESS Student Pop./ 1,082 Student Count= 14%***

***\* The total includes PK students as well.***



**\*\*Statewide ESS Population Average: 15%**

**ESS and Data State Reporting Implementation (Gifted Program)**

**Essential Element: ESS Bonus Points for Special Education under Site Accountability and Grade**

**Categories:  
Non-Verbal Reasoning Giftedness  
Quantitative ( Math) Giftedness  
Non-Verbal Reasoning Giftedness**

***Timeline: as of 02/1/2022-02/28/2023***

<b>School Site</b>	<b><i>ESS Gifted Program Population</i></b>	<b>( By Site) Student Population</b>	<b>Rate</b>
<i>Indian Oasis Primary</i>	6	348	2%
<i>Indian Oasis Intermediate</i>	18	255	7%
<i>Baboquivari Middle</i>	12	119	10%
<i>Baboquivari High</i>	NA	250	NA
<i>Indian Oasis Middle</i>	1	29	3%
<i>Indian Oasis High</i>	NA	81	NA
<i>BUSD</i>	37	1082	3.4%

\*T.O. Nation ( 2 students) entity is only used for internal data collection in regards to the Synergy SE platform for IEP and MET. We do not report student count on this entity.

## ESS Department Priorities Department priorities aligned with the District's Goals

### Essential Element: Progress Monitoring Plan of Actions and Present Level Quality of Data

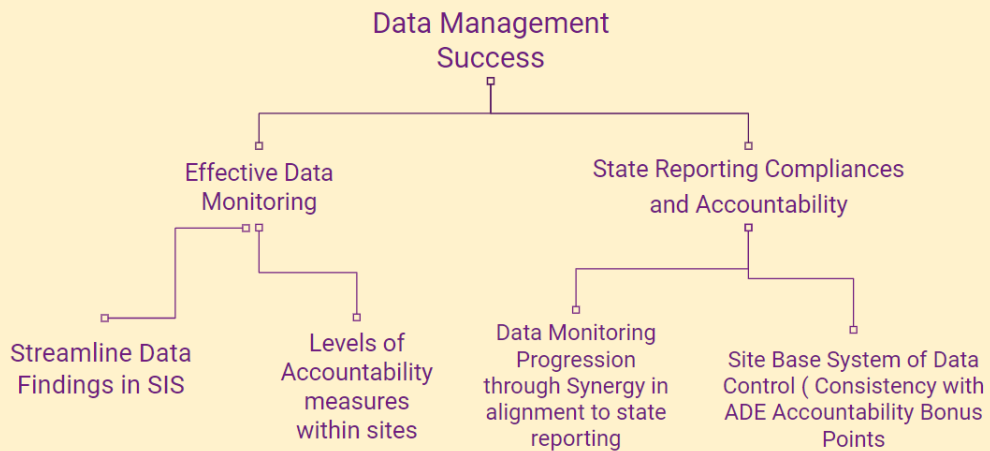
#### 1- Inclusion Practices with an alignment of General Education Resources

A: Peer to Peer Classroom Observation within other districts

B: Site Base ESS PD in alignment with Inclusive Specialized Design Instruction Practices

C: IEP/MET collaborative measures and data monitoring within sites accountability.

## 2022-2023 BUSD Data Management Control



**Student Information Systems:  
Data Control and Integrity Error Framework**

**Essential Element: State Reporting Implementation and Data Control of Integrity Errors**

*Timeline: as of 02/1/2022-02/28/2023*

<b>School Site</b>	<b>Special Education</b>	<b>Accountability/ADM/Support Program</b>
<i>Indian Oasis Primary</i>	0	
<i>Indian Oasis Intermediate</i>	0	0
<i>Baboquivari Middle</i>	0	0
<i>Baboquivari High</i>	1	0
<i>Indian Oasis Middle</i>	0	0
<i>Indian Oasis High</i>	0	3

***Synergy Data Quality Control Initiatives:  
What's Next:***

- 1- Clean Up any conversion gap data from Infinite Campus to Synergy by March 15, 2023. \* Integrity Errors fixtures within 48 hours. **[OM Teams are doing great on this item!]**
- 2- Continuance of OM Meetings for Online Registration Support in areas of better quality of data for Annual Daily Membership and Accountability Data
- 3- Ensure ADM/Accountability data is aligned with ADE Data Validation
- 4-Attendance System of Accountability and alignment with School wide Calendar and Teacher Access Support.
- 5- Streamlining Data Finds through Internal Data Information Checkpoints with OM Site and District Official Meetings.

**Student Information Systems:  
Data Control**

**Essential Element: State Reporting Implementation and Data Control of Attendance**

**Student Information Systems:  
State Reporting Data Control: Integrity Error Framework**

School Site	As of February 28, 2023
<i>Indian Oasis Primary</i>	1
<i>Indian Oasis Intermediate</i>	0
<i>Baboquivari Middle</i>	0
<i>Baboquivari High</i>	0
<i>Indian Oasis Middle</i>	0
<i>Indian Oasis High</i>	3
<i>BUSD</i>	4

**Student Information Systems:  
Student Membership Summary**

**Essential Element: State Reporting Implementation and Data Control of Student Count**

\*SY 2022-2023 data only relates to active students within the year’s count.

\*T.O. Nation entity is only used for internal data collection in regards to the Synergy SE platform for IEP and MET. We do not report student count on this entity. ( Student Count for T.O Nation Entity: 7)

<i>School Site</i>	<i>SY 2022-2023</i>
Indian Oasis Primary:	Student Count: 348
Indian Oasis Intermediate	Student Count: 255

Baboquivari Middle	Student Count: 119
Baboquivari High	Student Count: 250
Indian Oasis Middle	Student Count: 29
Indian Oasis High	Student Count : 81

<b>District Data</b>	<b>As of February 28, 2023</b>
Data	<a href="#">Student Count: 1082</a>

**Student Information Systems:**

**Data Control: Site Base Monthly Average Daily Attendance Percentage**

**February 1, 2023 to February 28, 2023**

**Essential Element: State Reporting Implementation and Data Control of Student Count**

\*SY 2022-2023 data only relates to active students within the year's count.

\*T.O. Nation entity is only used for internal data collection in regards to the Synergy SE platform for IEP and MET. We do not report student count on this entity. ( Student Count for T.O Nation Entity: 7)

<i>School Site</i>	<i>SY 2022-2023</i>
Indian Oasis Primary:	<a href="#">Monthly Average Daily Attendance Percentage: 83%</a>
Indian Oasis Intermediate	<a href="#">Monthly Average Daily Attendance Percentage: 87%</a>
Baboquivari Middle	<a href="#">Monthly Average Daily Attendance Percentage: 84%</a>
Baboquivari High	<a href="#">Monthly Average Daily Attendance Percentage: 80%</a>
Indian Oasis Middle	<a href="#">Monthly Average Daily Attendance Percentage: 86%</a>
Indian Oasis High	<a href="#">Monthly Average Daily Attendance Percentage: 72%</a>

<b>District Data</b>	<b>February 1, 2023 to February 28, 2023</b>
Data	<a href="#">Monthly Average Daily Attendance Percentage: 83%</a>

District Data	July 28, 2022 to February 28, 2023
Data	<a href="#">Monthly Average Daily Attendance Percentage:83%</a>

**(Homeless/McKinney Vento Data )**

*Timeline: as of 2/28/2023*

**Student Information Systems:  
Data Control: Homeless/McKinney Framework**

**Essential Element: State Reporting Implementation and Data Control of Homeless/McKinney Vento Population**

School Site	Student Count	Student Population (McKinney Vento)	Rate
<i>Indian Oasis Primary</i>	348	79	23%
<i>Indian Oasis Intermediate</i>	255	65	25%
<i>Baboquivari Middle</i>	119	26	22%
<i>Baboquivari High</i>	250	43	17%
<i>Indian Oasis Middle</i>	29	10	34%
<i>Indian Oasis High</i>	81	19	23%
<i>BUSD</i>	1082	242	23%

\*T.O. Nation ( 7 students) entity is only used for internal data collection in regards to the Synergy SE platform for IEP and MET. We do not report student count on this entity.

**Data Management Department Priorities**  
**Department priorities aligned with the District's Goals**

**Essential Element: Progress Monitoring Plan of Actions and Present Level Quality of Data**

1- Streamline Practices of Data in order to ensure quick access to student informational systems as well as data control efficiency within internal data findings.

A: Limit Access to Infinite Campus in order to ensure one data source (Synergy ) in order to ensure data security measures efficiency

B: Streamline Practices in regards to Student CUM Files within the Synergy Framework of data. (Digitize our system of information for students)

C: Updating CTE and EL Data in alignment with Student Information Student Setup in order to fill in gaps of data control

D: Site Administration and District Officials Bi- Monthly data talks in regards to planning structures for SY 2023-2024

E: Create a Summer Extension to each entity in order to ensure student informational systems for our summer school program preparedness.